

4

3

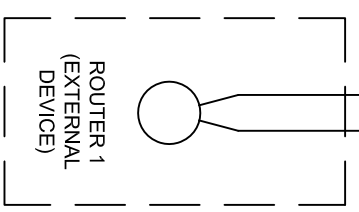
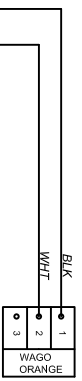
2

1

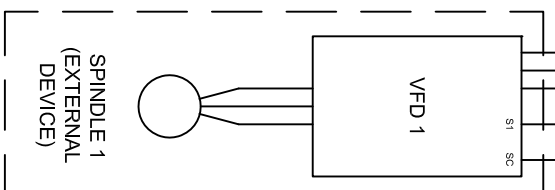
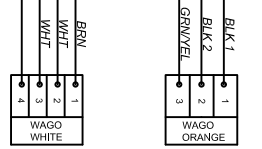
CAUTION-RISK OF ELECTRIC SHOCK

110 V 15A
SINGLE PHASE

L1 N GND

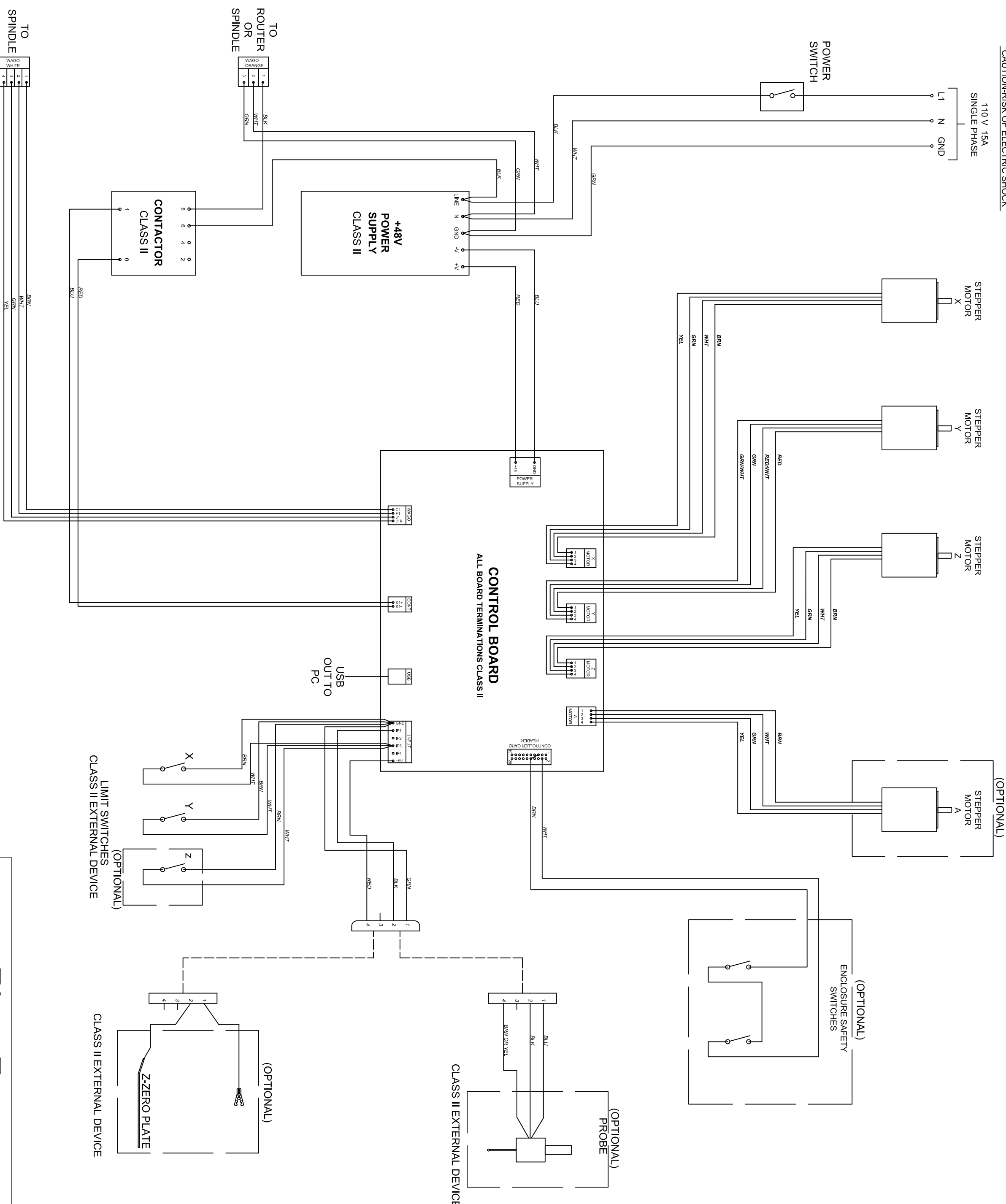


ROUTER



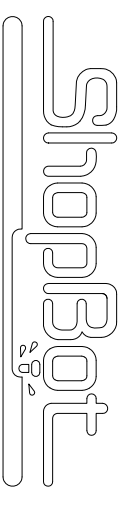
SPINDLE 1
(EXTERNAL DEVICE)

SPINDLE



CONTROL DIAGRAM - DT2418

REV	1	CHG NOTICE	X	DATE	20DEC12	BY	KWP	ADDED CE ENCLOSURE SWITCHES, CHANGED TO NEW STYLE Z-ZERO PLATE	REVISION DESCRIPTION
REV		CHG NOTICE		DATE		BY			



Durham, North Carolina

CONTROL DIAGRAM-DT2418

TITLE	CONTROL DIAGRAM-DT2418		
DRAWN	DATE	CHECKED	DATE
SIZE	DRAWING NUMBER	003217-00	DATE
PART NUMBER	003217-00	SHEET 1 OF 1	REV
			1

DIM UNITS:MM/ SCALE: NONE

THIS DOCUMENT CONTAINS CONFIDENTIAL INFORMATION OF SHOPBOT TOOLS, INC. IT IS NOT TO BE REPRODUCED BY ANY MEANS OR USED TO FURNISH INFORMATION TO OTHERS WITHOUT THE EXPRESS CONSENT TO THE OWNER. THE INFORMATION SHALL BE USED BY RECIPIENTS ONLY AS EXPRESSLY APPROVED BY OWNER AND THIS DOCUMENT SHALL BE RETURNED TO OWNER UPON REQUEST.

©2008 SHOPBOT TOOLS, INC.
ALL RIGHTS RESERVED

4

3

2

1